



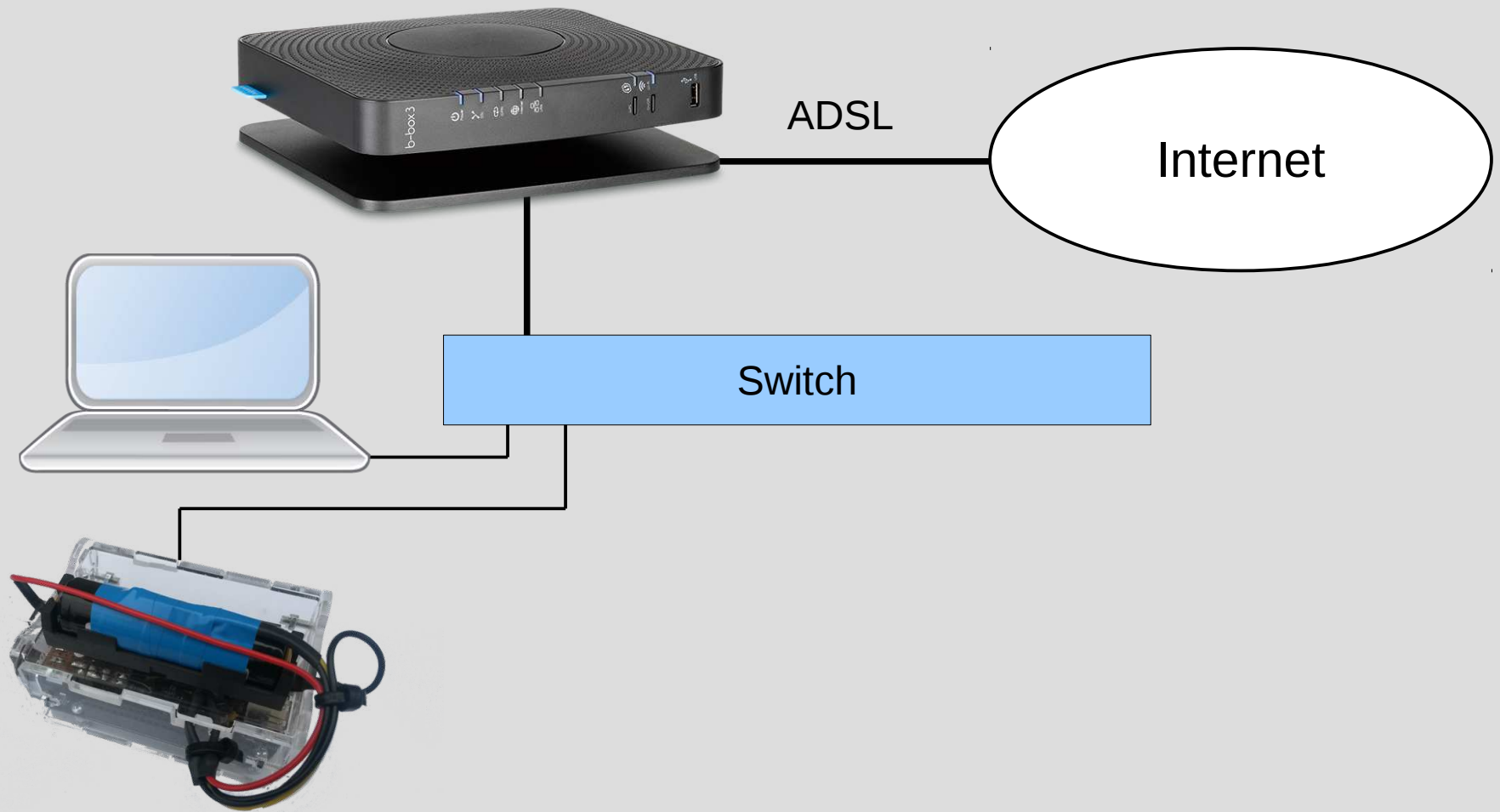
Asterisk – FreePBX – BeagleBone Black

<http://www.raspberry-asterisk.org/>

<http://beaglebone-asterisk.raspbx.org/>




Asterisk – FreePBX – BeagleBone Black



Asterisk – FreePBX – BeagleBone Black

```
root@raspbx: ~  
* Documentation: https://help.ubuntu.com/  
Welcome to RasPBX - Asterisk for Raspberry Pi  
RasPBX is based on Debian. The programs included with the Debian GNU/Linux  
system are free software; the exact distribution terms for each program are  
described in the individual files in /usr/share/doc/*/copyright.  
RasPBX comes with ABSOLUTELY NO WARRANTY, to the extent permitted by  
applicable law.  
List of RasPBX specific commands:  
-----  
raspbx-upgrade      Keep your system up to date with the latest add-ons and  
                    security fixes  
configure-timezone  Set timezone for both system and PHP  
install-fax         Install HylaFAX  
add-fax-extension   Add additional fax extension for use with HylaFAX  
install-fail2ban    Install Fail2Ban for additional security  
install-dongle      Install GSM/3G calling capability with chan_dongle  
raspbx-backup       Backup your complete system to an image file  
root@raspbx:~#
```



Asterisk – FreePBX – BeagleBone Black

Extensions : 11, 12, 13, 14, 15, ...

FreePBX Administr... x +
192.168.2.37/admin/config.php?type=&display=extensions

Admin Applications Connectivity Reports Settings User Panel

Announcements
Call Recording
Conferences
Extensions
IVR
Queues
Ring Groups

Add Extension

- Add Extension

User Extension

Display Name

CID Num Alias

SIP Alias

- Extension Options

Queue State Detection

Outbound CID

Asterisk Dial Options Override

Ring Time

FreePBX Administr... x +
192.168.2.37/admin/config.php?type=&display=extensions

Admin Applications Connectivity Reports Settings User Panel **Apply Config**

Add an Extension

Please select your Device below then click Submit

- Device

Device


This device uses **CHAN_SIP** technology listening on :5060

Change To CHAN_PJSIP Driver


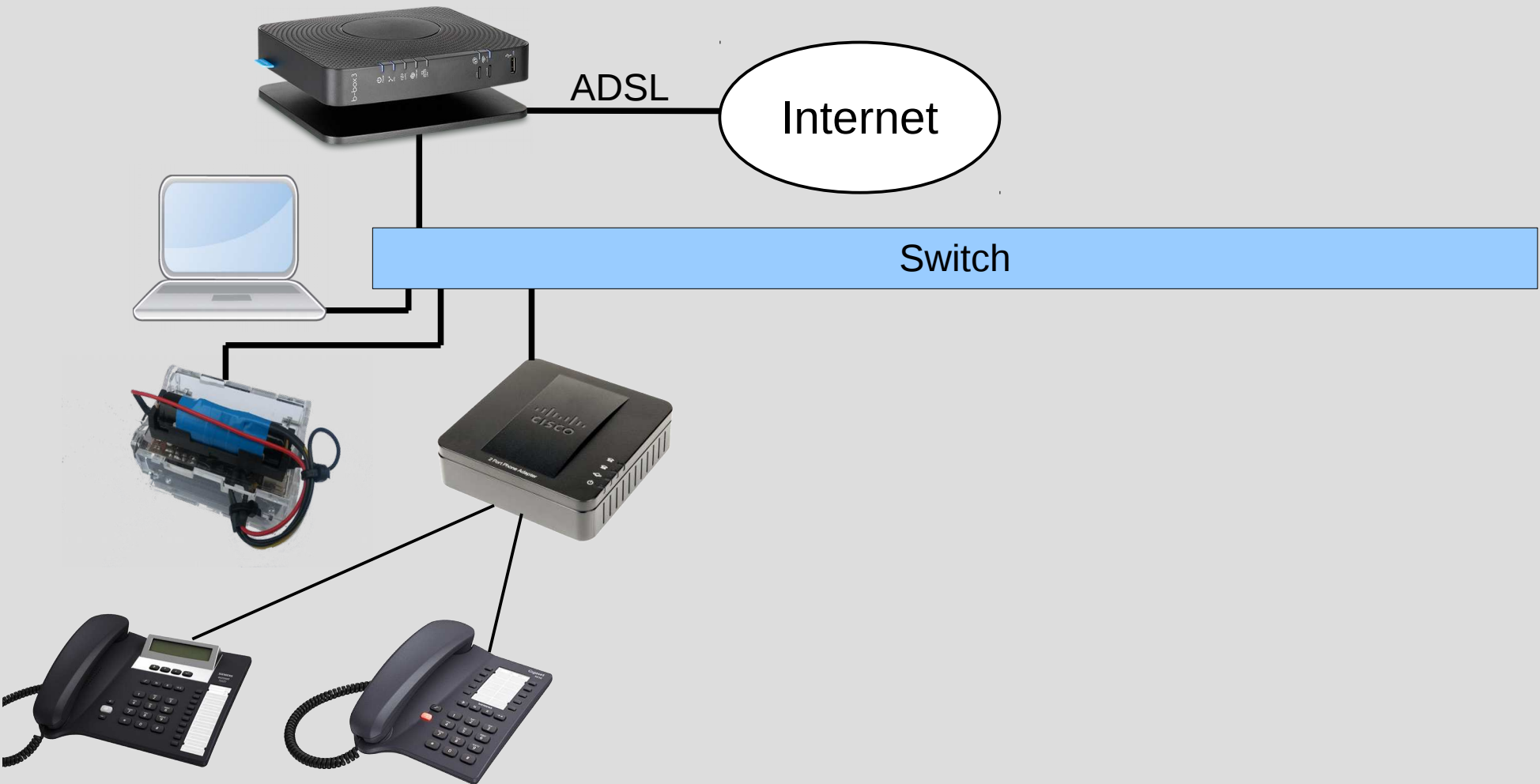
Secret

DTMF Signaling

- Add Extension
- Michel <11>
- Christophe <12>
- Patrick <13>
- Alain <14>
- yves <15>




Asterisk – FreePBX – BeagleBone Black



Asterisk – FreePBX – BeagleBone Black

Configuration interface Cisco SPA 112

Line 1			
Proxy:	<input type="text" value="192.168.2.37"/>		
Display Name:	<input type="text" value="Patrick"/>	User ID:	<input type="text" value="13"/>
Password:	<input type="password" value="*****"/>		
Dial Plan:	<input type="text" value="(*xx [3469]11 0 00 [2-9]xxxxxx 1xxx [2-9]xxxxxxS0 xxxxxxxxxxxxx.)"/>		
Line 2			
Proxy:	<input type="text" value="192.168.2.37"/>		
Display Name:	<input type="text" value="Alain"/>	User ID:	<input type="text" value="14"/>
Password:	<input type="password" value="*****"/>		
Dial Plan:	<input type="text" value="(*xx [3469]11 0 00 [2-9]xxxxxx 1xxx [2-9]xxxxxxS0 xxxxxxxxxxxxx.)"/>		



Asterisk – FreePBX – BeagleBone Black

Trunk

General Settings

Trunk Name [?]:

Outbound CallerID [?]:

CID Options [?]:

Maximum Channels [?]:

Outgoing Settings

Trunk Name [?]:

PEER Details [?]:

```
host=***provider ip address***
username=***userid***
secret=***password***
type=peer
```

Incoming Settings

USER Context [?]:

USER Details [?]:

```
secret=***password***
type=user
context=from-trunk
```

Registration

Register String [?]:

```
username=<user id>
useragent=3stars config
type=peer
trustpid=no
srvlookup=yes
sendrpid=no
secret=<password>
qualify=no
nat=yes
insecure=very
host=sip.3starsnet.com
fromuser=<user id>
fromdomain=sip.3starsnet.com
dtmfmode=rfc2833
disallow=all
canreinvite=no
bindport=5060
bindaddr=0.0.0.0
allow=ulaw&alaw&g723&g729&iLBC
```



Asterisk – FreePBX – BeagleBone Black

Outbound Routes

Route Settings

Route Name [?]: →

Route CID: [?] Override Extension [?]

Route Password: [?]

Additional Settings

Note that the meaning of these options has changed. [Please read the wiki for further information on these changes.](#)

Call Recording [?]: Force Yes Don't Care No Never

Dial Patterns that will use this Route [?]

| /

Trunk Sequence for Matched Routes [?]

0 ←

1



Asterisk – FreePBX – BeagleBone Black

Inbound Routes

Edit Incoming Route

Description [?]:

DID Number [?]:

CallerID Number [?]:

CID Priority Route [?]:


Set Destination

Extensions


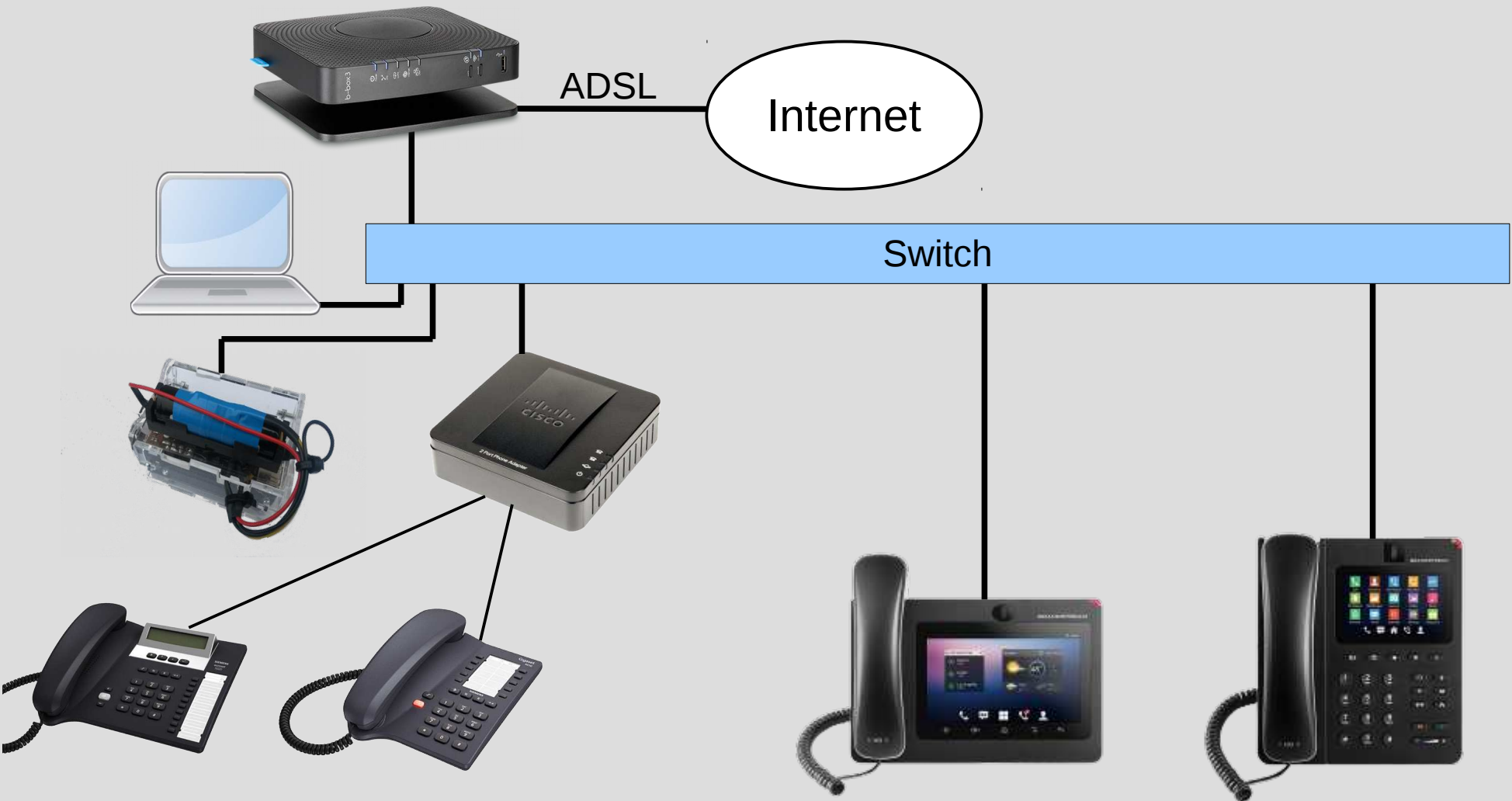
Autre option

Set Destination

Ring Groups



Asterisk – FreePBX – BeagleBone Black



Asterisk – FreePBX – BeagleBone Black

Q & A

